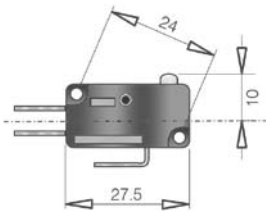
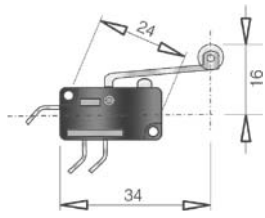


E06

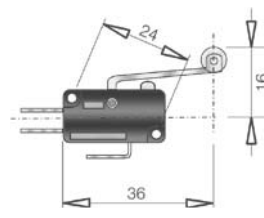
**MICRO - POTENZIOMETRI - TYRISTORS
SWITCHES - POTENTIOMETERS - TYRISTORS**



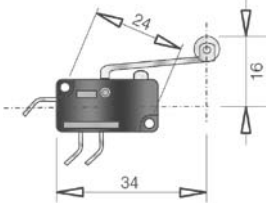
3803 10(4)A 250V



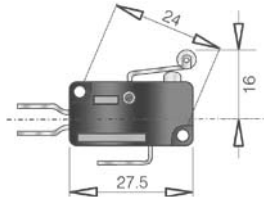
0576 10(3)A 250V



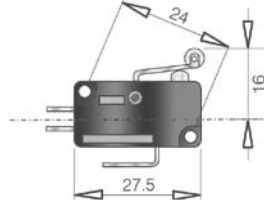
1013 10(4)A 250V



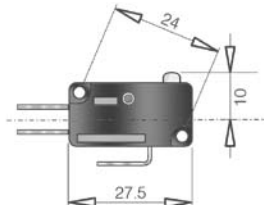
9018 10(3)A 250V



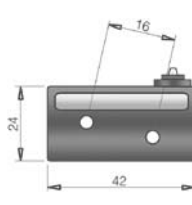
6503 10(3)A 250V



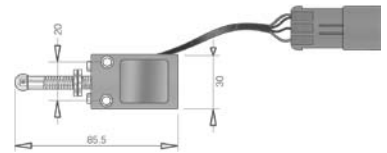
3657 16(6)A 250V



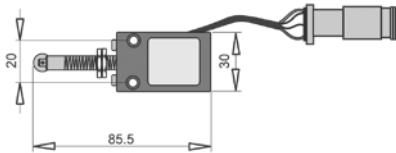
6903 6(3)A 250V



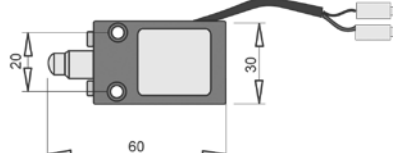
2113 10A 250 V.A.C.



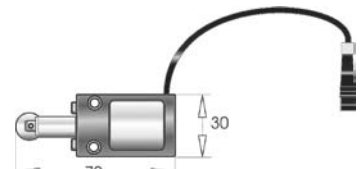
3107 400V 3A



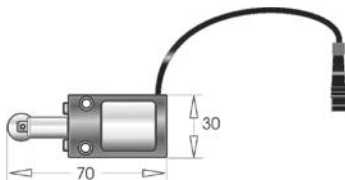
9607



4707



8007 CABLATO GIALLO
WITH YALLOW CABLE




9007 CABLATO ROSSO
WITH RED CABLE



1367 5A 125 250VAC



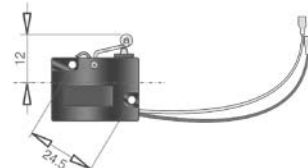
8907 5A 125 250VAC



8718 CESAB



0810 CESAB



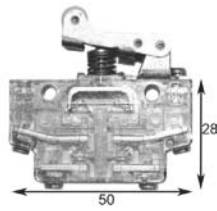
6737

E06


**MICRO - POTENZIOMETRI - TYRISTORS
SWITCHES - POTENTIOMETERS - TYRISTORS**




8067 CESAB-LUGLI



BK11186 SCHALTBAU



BK11121 SCHALTBAU




BK11254 SCHALTBAU



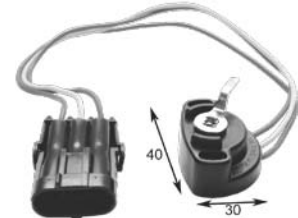
1182 250V 5A MONTINI



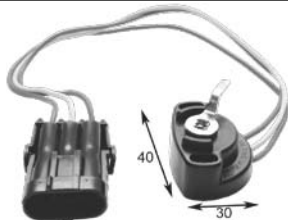
TA21494 STILL-WAGNER




TA05417



2465 CESAB




2468 CESAB



2464 CESAB



2466 CESAB



3764 CESAB



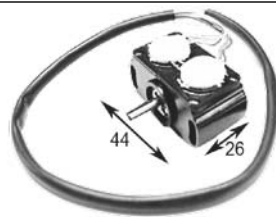
2469 CESAB



3274 CESAB-DETS



WB100969 TOYOTA-CESAB



WB105067 LINDE



TA12298 LINDE-STILL-OM
PIMESPO-KOMATSU

E06

MICRO - POTENZIOMETRI - TYRISTORS
SWITCHES - POTENTIOMETERS - TYRISTORS



8781 CESAB



2470 CESAB-DETAS-ICEM



2471 CESAB-DETAS-ICEM



2472 CESAB-DETAS-ICEM




7550 CESAB-PIERALISI



2473 CESAB



1643 CESAB 5K



2475 CESAB



1642 BT-LUGLI 5K



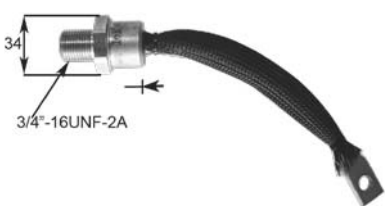
5907 CESAB




0084 CESAB




8540 800V 390A CESAB



8364 600V 300A CESAB



9588 400V 220A CESAB




7364 400V 300A CESAB



6804 1200V 400A CESAB



6104 400V 330A CESAB



6638 800V 110A CESAB